


Student Supplement for *Optoelectronics and Photonics: Principles and Practices* Second Edition

A Complete Course in Power Point


Chapter 2



[12 February 2014]

S.O. Kasap, *Optoelectronics and Photonics: Principles and Practices*, Second Edition, © 2013 Pearson Education

© 2013 Pearson Education, Inc., Upper Saddle River, NJ. All rights reserved. This publication is protected by Copyright and written permission should be obtained from the publisher prior to any prohibited reproduction, storage in a retrieval system, or transmission in any form or by any means, electronic, mechanical, photocopying, recording, or likewise. For information regarding permission(s), write to: Rights and Permissions Department, Pearson Education, Inc., Upper Saddle River, NJ 07458.



Copyright Information and Permission: Part I

This Power Point presentation is a copyrighted supplemental material to the textbook *Optoelectronics and Photonics: Principles & Practices*, Second Edition, S. O. Kasap, Pearson Education (USA), ISBN-10: 0132151499, ISBN-13: 9780132151498. © 2013 Pearson Education. Permission is given to instructors to use these Power Point slides in their lectures provided that the above book has been **adopted as a primary required textbook for the course**. Slides may be used in research seminars at research meetings, symposia and conferences provided that the *author, book title, and copyright information* are clearly displayed under each figure. It is unlawful to use the slides for teaching if the textbook is not a required primary book for the course. The slides cannot be distributed in any form whatsoever, especially on the internet, without the written permission of Pearson Education.

Please report typos and errors directly to the author: safa.kasap@yahoo.com

S.O. Kasap, *Optoelectronics and Photonics: Principles and Practices*, Second Edition, © 2013 Pearson Education

© 2013 Pearson Education, Inc., Upper Saddle River, NJ. All rights reserved. This publication is protected by Copyright and written permission should be obtained from the publisher prior to any prohibited reproduction, storage in a retrieval system, or transmission in any form or by any means, electronic, mechanical, photocopying, recording, or likewise. For information regarding permission(s), write to: Rights and Permissions Department, Pearson Education, Inc., Upper Saddle River, NJ 07458.



Copyright Information and Permission: Part II

This Power Point presentation is a copyrighted supplemental material to the textbook *Optoelectronics and Photonics: Principles & Practices*, Second Edition, S. O. Kasap, Pearson Education (USA), ISBN-10: 0132151499, ISBN-13: 9780132151498. © 2013 Pearson Education. The slides cannot be distributed in any form whatsoever, electronically or in print form, without the written permission of Pearson Education. **It is unlawful to post these slides, or part of a slide or slides, on the internet.**

Copyright © 2013, 2001 by Pearson Education, Inc., Upper Saddle River, New Jersey, 07458. All rights reserved. Printed in the United States of America. This publication is protected by Copyright and permission should be obtained from the publisher prior to any prohibited reproduction, storage in a retrieval system, or transmission in any form or by any means, electronic, mechanical, photocopying, recording, or likewise. For information regarding permission(s), write to: Rights and Permissions Department.

Important Note

You *may* use color illustrations from this Power Point in your research-related seminars or research-related presentations at scientific or technical meetings, symposia or conferences provided that you fully cite the following reference under each figure

From: S.O. Kasap, *Optoelectronics and Photonics: Principles and Practices*, Second Edition, © 2013 Pearson Education, USA

PEARSON

Boston Columbus Indianapolis New York San Francisco Upper Saddle River
Amsterdam Cape Town Dubai London Madrid Milan Munich Paris Montréal Toronto
Delhi Mexico City São Paulo Sydney Hong Kong Seoul Singapore Taipei Tokyo

S.O. Kasap, *Optoelectronics and Photonics: Principles and Practices*, Second Edition, © 2013 Pearson Education

© 2013 Pearson Education, Inc., Upper Saddle River, NJ. All rights reserved. This publication is protected by Copyright and written permission should be obtained from the publisher prior to any prohibited reproduction, storage in a retrieval system, or transmission in any form or by any means, electronic, mechanical, photocopying, recording, or likewise. For information regarding permission(s), write to: Rights and Permissions Department, Pearson Education, Inc., Upper Saddle River, NJ 07458.

Waveguide Condition

$$\left[\frac{2\pi n_1(2a)}{\lambda} \right] \cos \theta_m - \phi_m = m\pi$$

$m = \text{integer}$, $n_1 = \text{core refractive index}$, θ_m is the incidence angle, $2a$ is the core thickness. ϕ_m is the phase change upon TIR at the n_1/n_2 boundary

Minimum θ_m and maximum m must still satisfy TIR

There are only a finite number of modes

Propagation along the guide for a mode m is

$$\beta_m = k_1 \sin \theta_m = \left(\frac{2\pi n_1}{\lambda} \right) \sin \theta_m$$

Modes in a Planar Waveguide: Summary

$$\left[\frac{2\pi n_1(2a)}{\lambda} \right] \cos \theta_m - \phi_m = m\pi$$

Phase change upon TIR at n_1/n_2 , and depends on θ_m

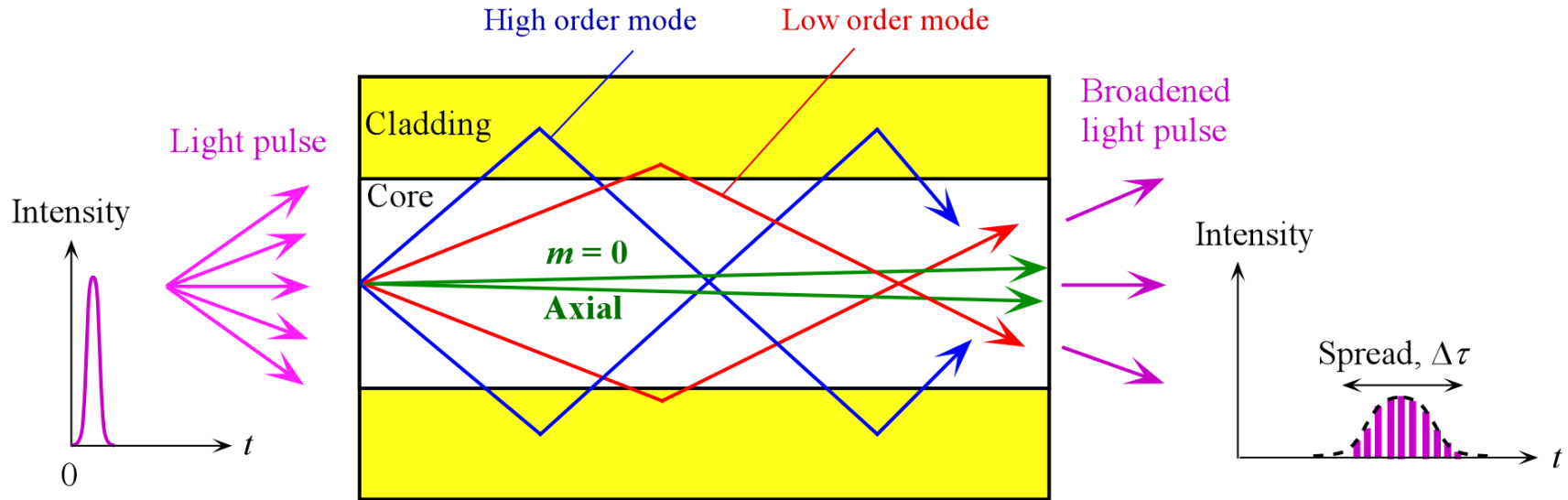
$$\beta_m = k_1 \sin \theta_m = \left(\frac{2\pi n_1}{\lambda} \right) \sin \theta_m$$

$$E(y, z, t) = \underbrace{E_m(y)}_{\text{Field pattern along } y} \underbrace{\cos(\omega t - \beta_m z)}_{\text{Traveling wave along } z}$$

Field pattern along y

Traveling wave along z

Intermode (Intermodal or Modal) Dispersion



Schematic illustration of light propagation in a slab dielectric waveguide. Light pulse entering the waveguide breaks up into various modes which then propagate at different group velocities down the guide. At the end of the guide, the modes combine to constitute the output light pulse which is broader than the input light pulse.

Example on Waveguide Modes

Consider a planar dielectric guide with a core thickness $20 \mu\text{m}$, $n_1 = 1.455$, $n_2 = 1.440$, light wavelength of 900 nm . Find the modes

**TIR phase
change ϕ_m for
TE mode**

$$\tan\left(\frac{1}{2} \phi_m\right) = \frac{\left[\sin^2 \theta_m - \left(\frac{n_2}{n_1}\right)^2 \right]^{1/2}}{\cos \theta_m}$$

TE mode

Waveguide
condition

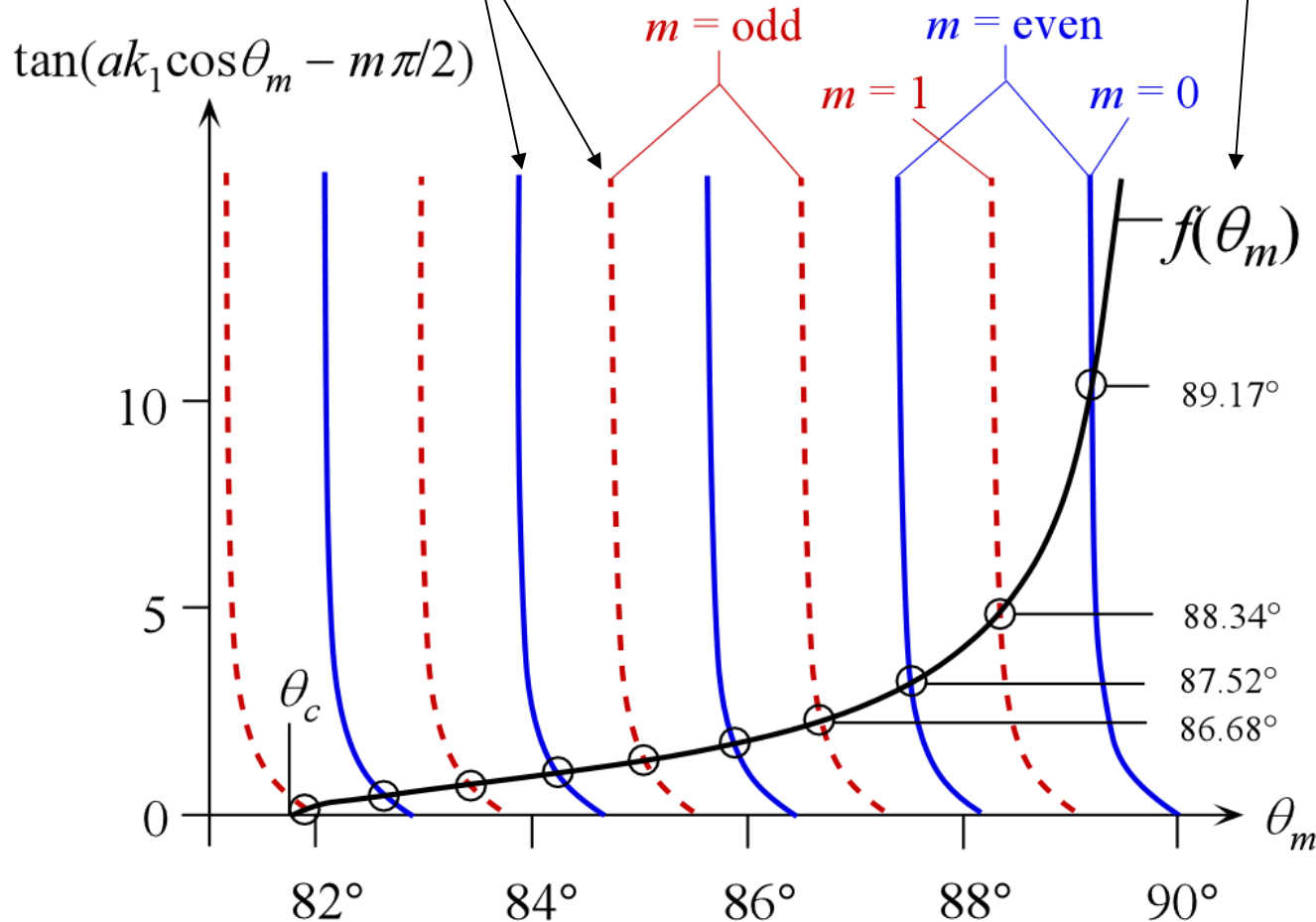
$$\left[\frac{2\pi n_1 (2a)}{\lambda} \right] \cos \theta_m - \phi_m = m\pi$$

Waveguide
condition

$$\phi_m = 2ak_1 \cos \theta_m - m\pi$$

$$\tan\left(ak_1 \cos \theta_m - m \frac{\pi}{2}\right) = \frac{\left[\sin^2 \theta_m - \left(\frac{n_2}{n_1}\right)^2\right]^{1/2}}{\cos \theta_m} = f(\theta_m)$$

**TE
mode**



$$\frac{1}{\delta_m} = \alpha_m = \frac{2\pi n_2 \left[\left(\frac{n_1}{n_2} \right)^2 \sin^2 \theta_m - 1 \right]^{1/2}}{\lambda}$$

Mode m , incidence angle θ_m and penetration δ_m for a planar dielectric waveguide with $d = 2a = 20 \mu\text{m}$, $n_1 = 1.455$, $n_2 = 1.440$

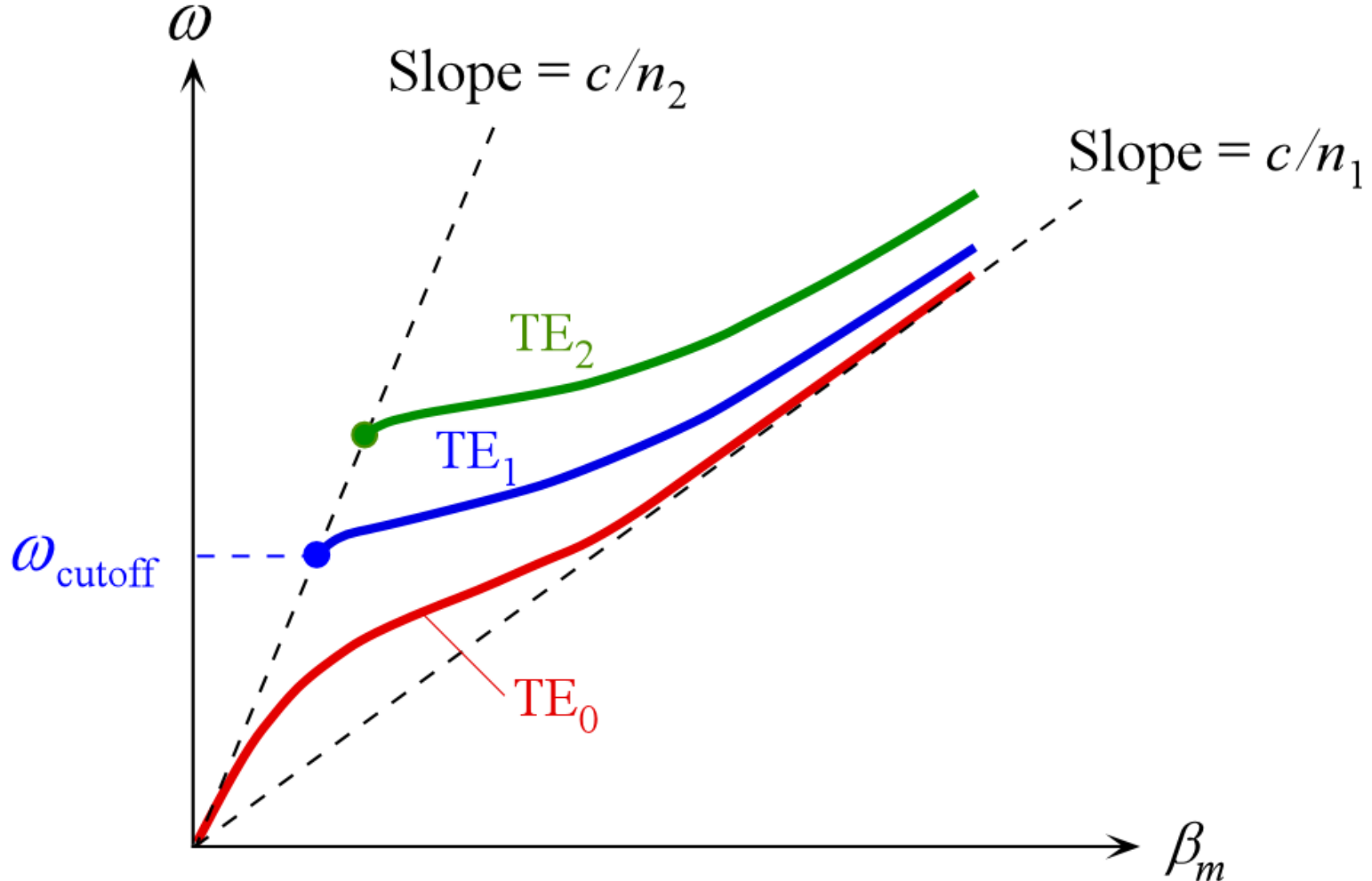
m	0	1	2	3	4	5	6	7	8	9
θ_m	89.2°	88.3°	87.5°	86.7°	85.9°	85.0°	84.2°	83.4°	82.6°	81.9°
δ_m (μm)	0.691	0.702	0.722	0.751	0.793	0.866	0.970	1.15	1.57	3.83

$m = 0$
Fundamental
mode

Highest
mode

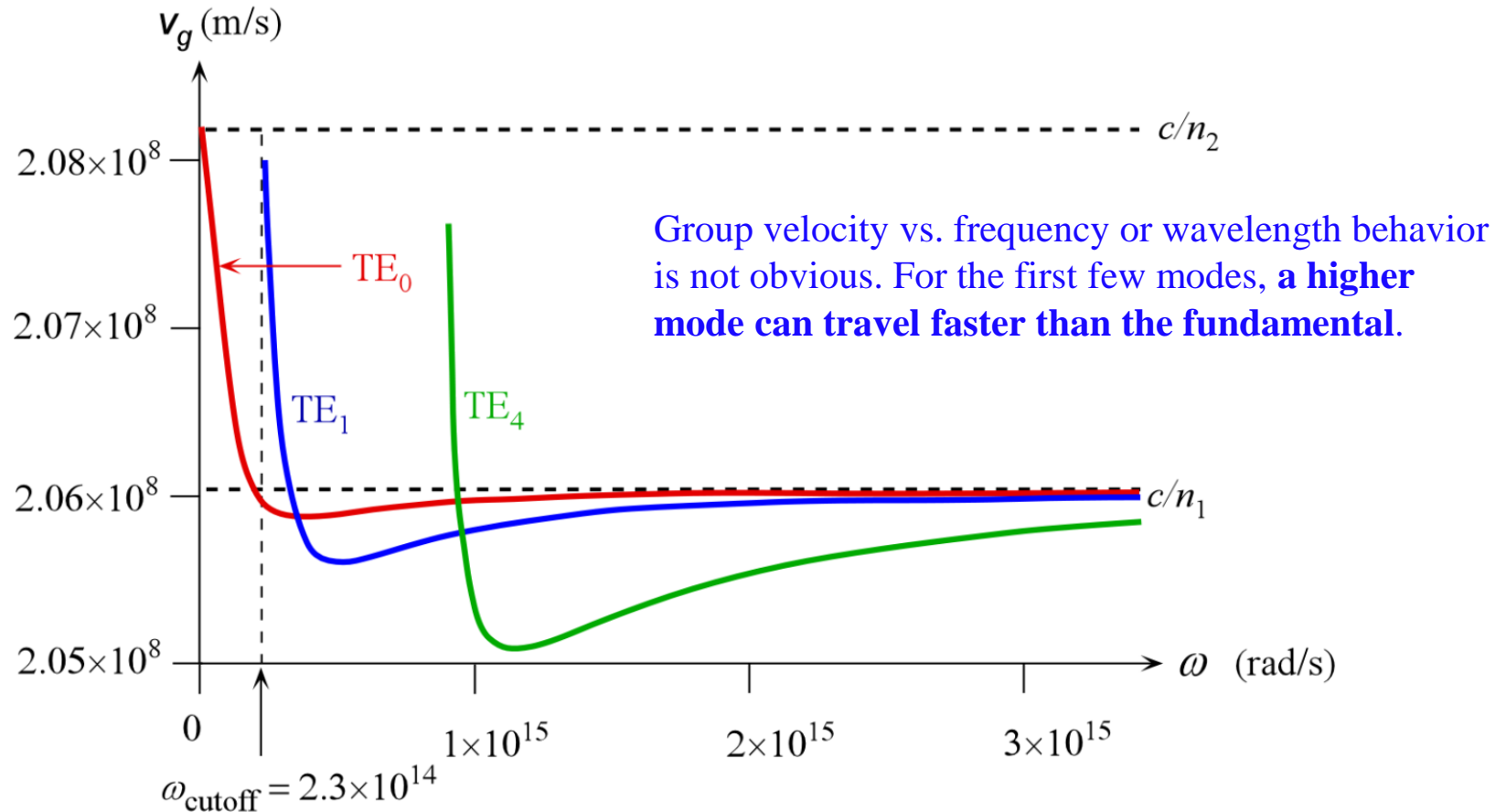
Critical angle $\theta_c = \arcsin(n_2/n_1) = 81.77^\circ$

Waveguide Dispersion Curve



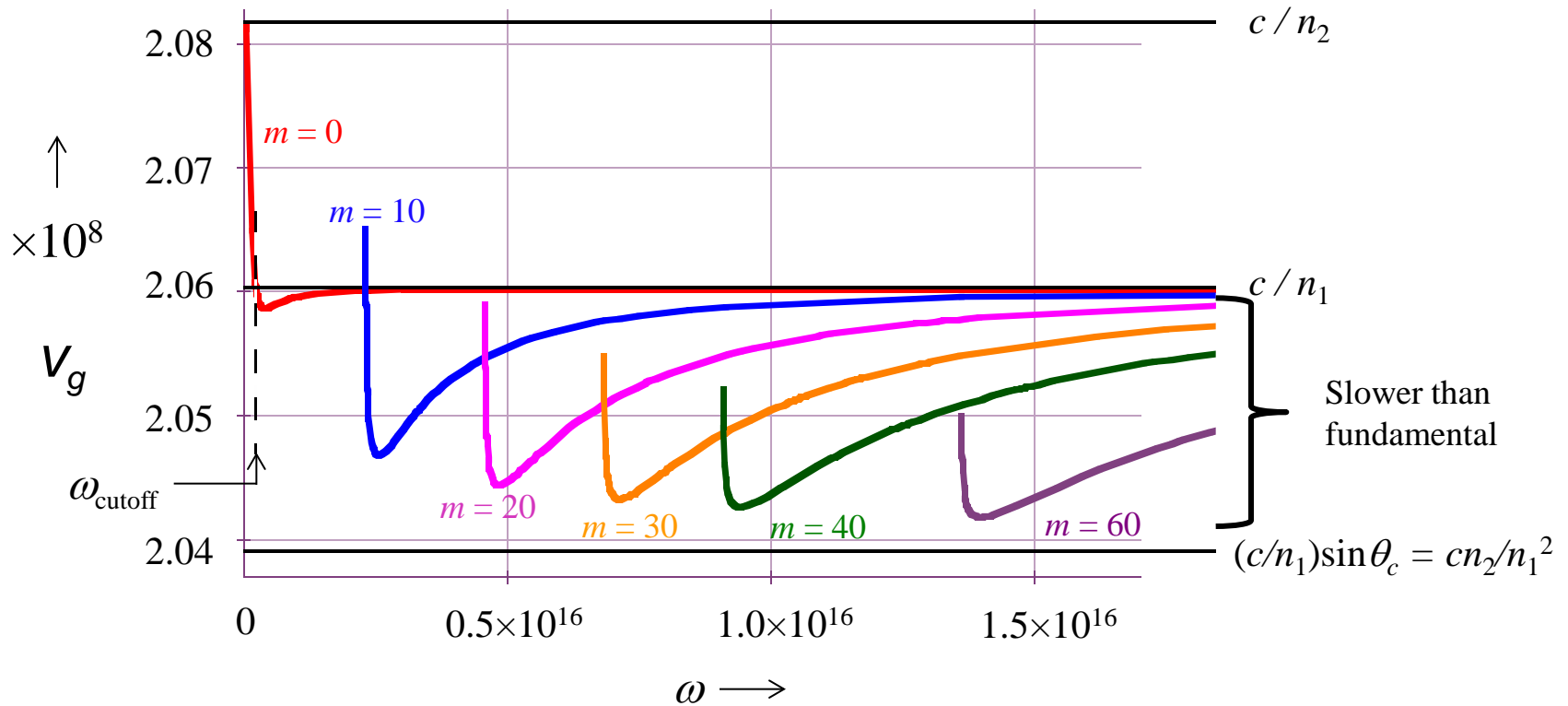
The slope of ω vs. β is the group velocity v_g

Mode Group Velocities from Dispersion Diagram



The group velocity v_g vs. ω for a planar dielectric guide with a core thickness ($2a$) = $20 \mu\text{m}$, $n_1 = 1.455$, $n_2 = 1.440$. TE_0 , TE_1 and TE_4

A Planar Dielectric Waveguide with Many Modes

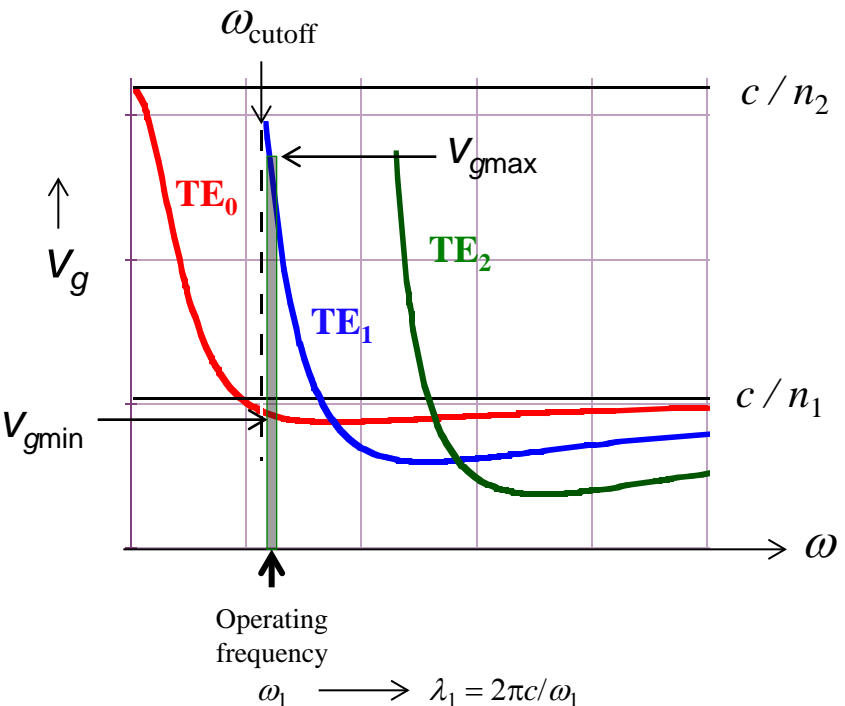
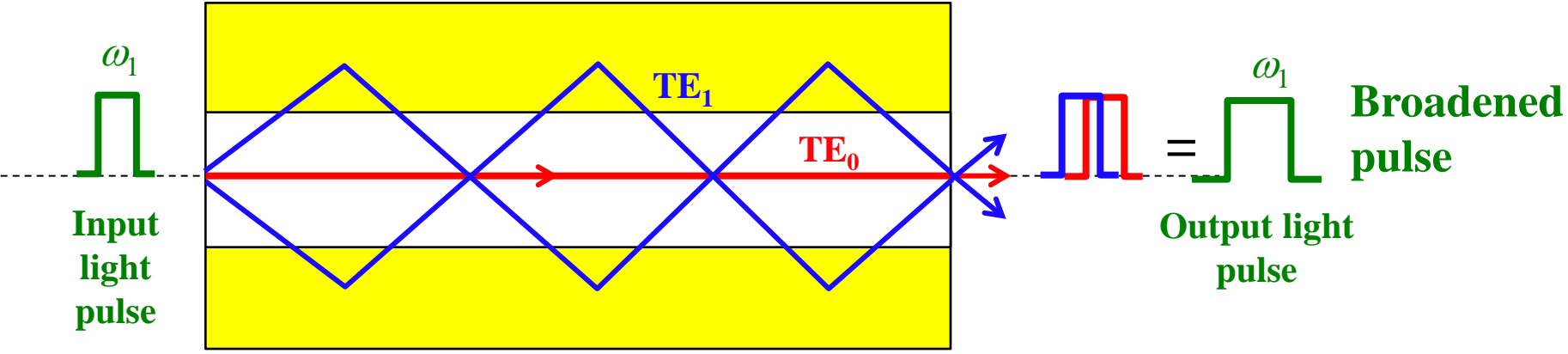


The group velocity v_g vs. ω for a planar dielectric guide

Core thickness $(2a) = 20 \mu\text{m}$, $n_1 = 1.455$, $n_2 = 1.440$

[Calculations by the author]

Dispersion in the Planar Dielectric Waveguide with TE₀ and TE₁ (Near cut-off)



$$V_{gmax} \approx c/n_2$$

$$V_{gmin} \approx c/n_1$$

$$\Delta\tau = \frac{L}{V_{gmin}} - \frac{L}{V_{gmax}}$$

Spread in arrival times

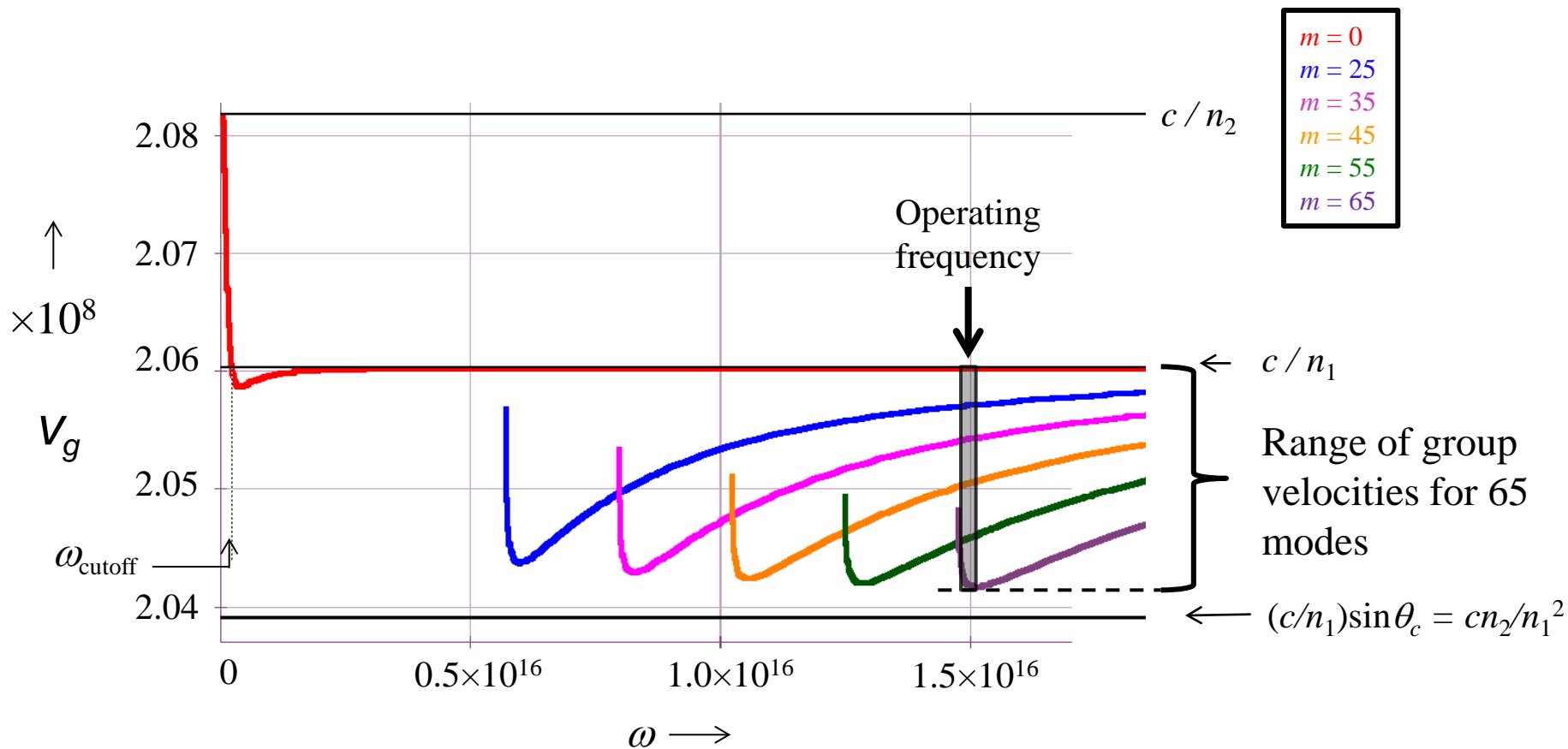
$$\frac{\Delta\tau}{L} \approx \frac{n_1 - n_2}{c}$$

Dispersion

Operating frequency $\omega_1 \longrightarrow \lambda_1 = 2\pi c/\omega_1$

S.O. Kasap, *Optoelectronics and Photonics: Principles and Practices*, Second Edition, © 2013 Pearson Education

A Planar Dielectric Waveguide with Many Modes

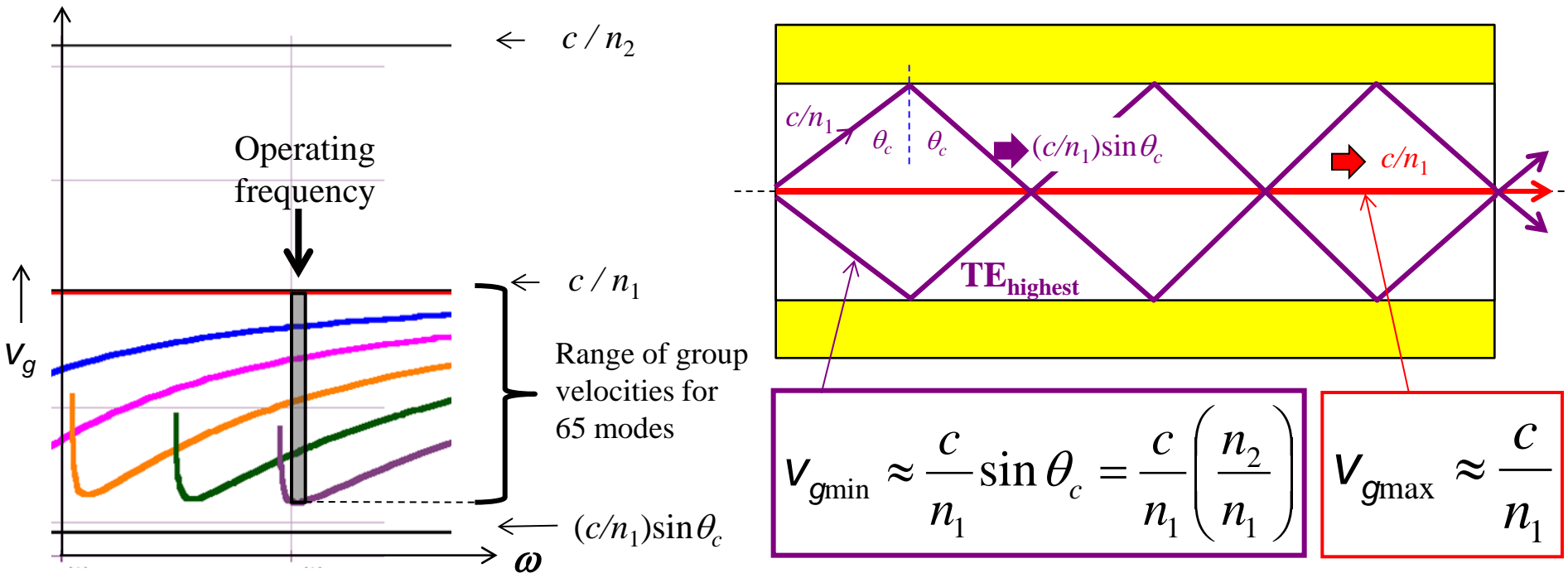


Multimode operation in which many modes propagate with different group velocities

v_g vs. ω for a planar dielectric guide with a core thickness $(2a) = 20 \mu\text{m}$, $n_1 = 1.455$, $n_2 = 1.440$

[Calculations by the author]

Dispersion in the Planar Dielectric Waveguide with Many Modes Far from Cutoff



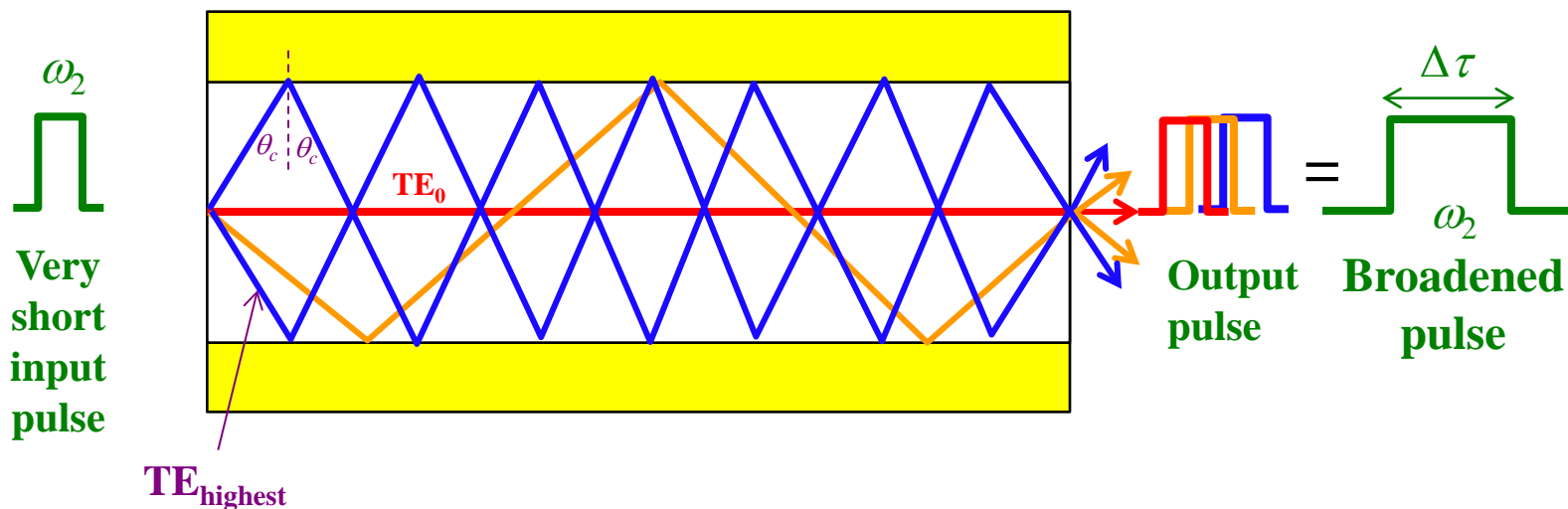
$$\frac{\Delta\tau}{L} = \frac{1}{V_{g\min}} - \frac{1}{V_{g\max}} \quad \rightarrow \quad \frac{\Delta\tau}{L} = \frac{n_1^2}{cn_2} - \frac{n_1}{c} = \frac{1}{c} \left[\frac{(n_1 - n_2)n_1}{n_2} \right] \approx \frac{(n_1 - n_2)}{c}$$

$$\frac{\Delta\tau}{L} \approx \frac{n_1 - n_2}{c}$$

(Since n_1 and n_2 are only slightly different.)

Dispersion in the Planar Dielectric Waveguide

Many Modes



$$\frac{\Delta\tau}{L} = \frac{1}{v_{g\min}} - \frac{1}{v_{g\max}}$$



$$\frac{\Delta\tau}{L} \approx \frac{(n_1 - n_2)}{c} \left(\frac{n_1}{n_2} \right)$$

$$\frac{\Delta\tau}{L} \approx \frac{n_1 - n_2}{c}$$

(Since $n_1/n_2 \approx 1$)

**Updates and
Corrected Slides
Class Demonstrations
Class Problems**

**Check author's website
<http://optoelectronics.usask.ca>**

**Email errors and corrections to
safa.kasap@yahoo.com**